

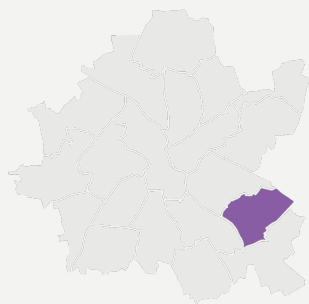
A photograph of two young children playing in a park. The child on the left is wearing a green long-sleeved shirt and yellow pants, looking down at a large, colorful ball (pink, orange, and yellow) on the grass. The child on the right is wearing a red vest over a light blue long-sleeved shirt and grey pants, smiling and looking towards the camera. They are holding hands. In the background, there is a wooden play structure and green trees. A dark purple banner is overlaid on the bottom left of the image.

# Director of Public Health Annual Report 2025

[wolverhampton.gov.uk](http://wolverhampton.gov.uk)

CITY OF  
WOLVERHAMPTON  
COUNCIL

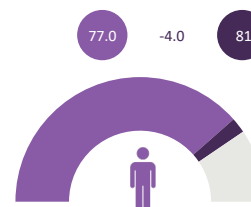
# Your ward at a glance: Bilston North



Learn more about your ward here

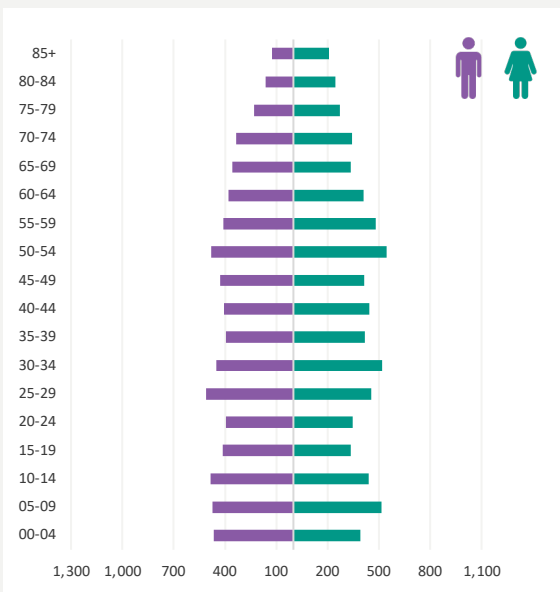
## Male

- Life expectancy (years)
- Vision 2030 (years)



## Female

- Life expectancy (years)
- Vision 2030 (years)



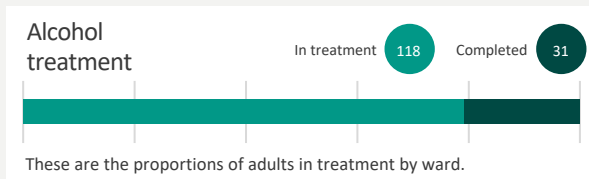
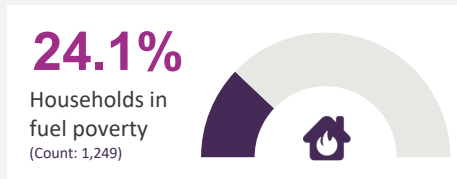
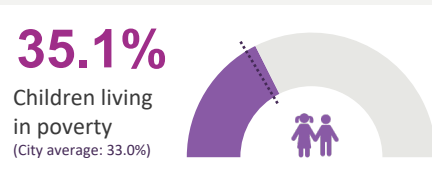
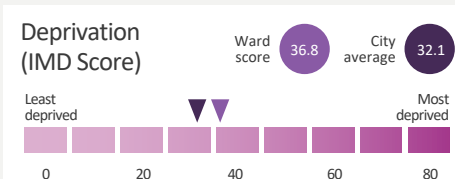
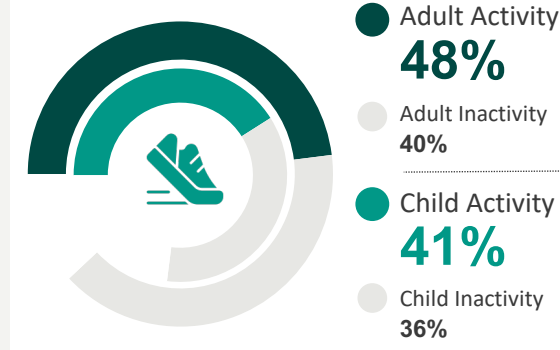
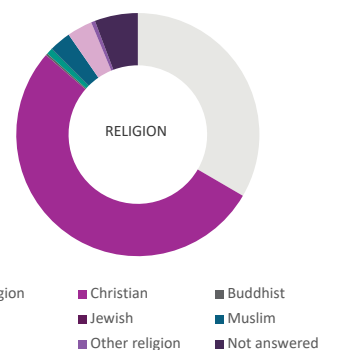
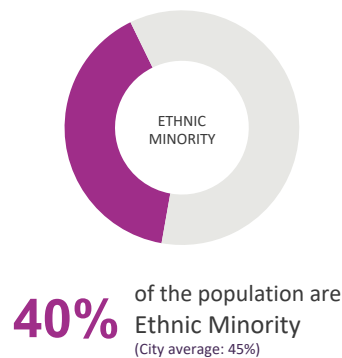
**14,015** Total population



**44%**

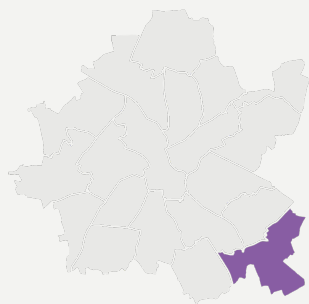
Health check uptake

(625 of 1,413 eligible residents)



For further information and sources visit: <https://insight.wolverhampton.gov.uk>

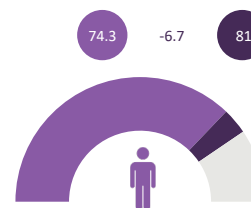
# Your ward at a glance: Bilston South



Learn more about your ward here

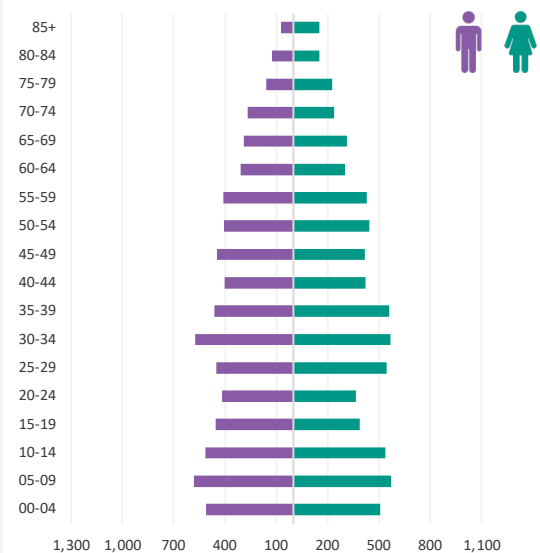
## Male

- Life expectancy (years)
- Vision 2030 (years)



## Female

- Life expectancy (years)
- Vision 2030 (years)



**13,983** Total population



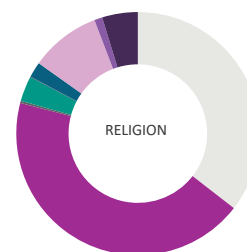
**45%**

Health check uptake

(411 of 909 eligible residents)



**36%** of the population are Ethnic Minority  
(City average: 45%)

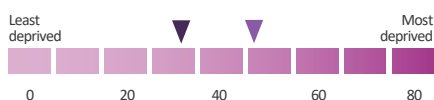


- No religion
- Hindu
- Sikh
- Christian
- Jewish
- Other religion
- Buddhist
- Muslim
- Not answered



- Adult Activity **51%**
- Adult Inactivity **38%**
- Child Activity **41%**
- Child Inactivity **35%**

## Deprivation (IMD Score)



**36.8%**

Children living in poverty  
(City average: 33.0%)



**25.0%**

Households in fuel poverty  
(Count: 1,410)



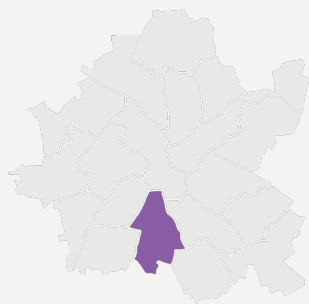
## Alcohol treatment



These are the proportions of adults in treatment by ward.

For further information and sources visit: <https://insight.wolverhampton.gov.uk>

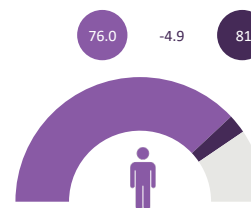
# Your ward at a glance: Blakenhall



Learn more about your ward here

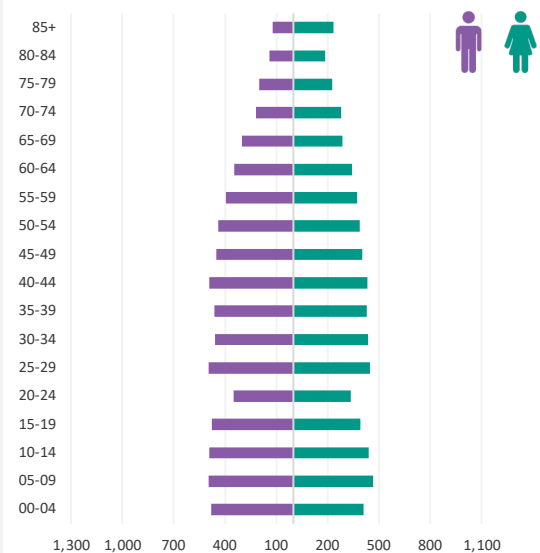
## Male

- Life expectancy (years)
- Vision 2030 (years)



## Female

- Life expectancy (years)
- Vision 2030 (years)



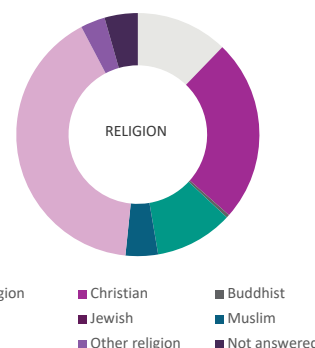
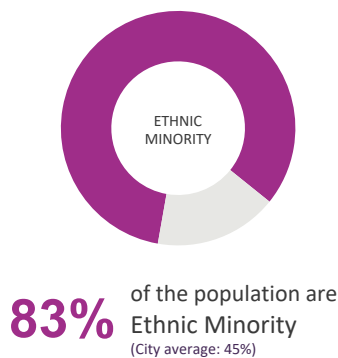
**13,320** Total population



**28%**

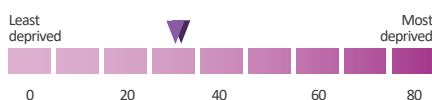
Health check uptake

(289 of 1,019 eligible residents)



- Adult Activity **44%**
- Adult Inactivity **44%**
- Child Activity **39%**
- Child Inactivity **37%**

## Deprivation (IMD Score)



**29.4%**

Children living in poverty (City average: 33.0%)



**25.3%**

Households in fuel poverty (Count: 1,121)



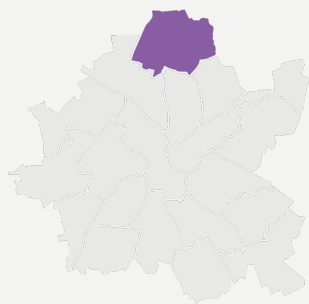
## Alcohol treatment



These are the proportions of adults in treatment by ward.

For further information and sources visit: <https://insight.wolverhampton.gov.uk>

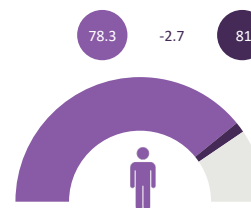
# Your ward at a glance: Bushbury North



Learn more about your ward here

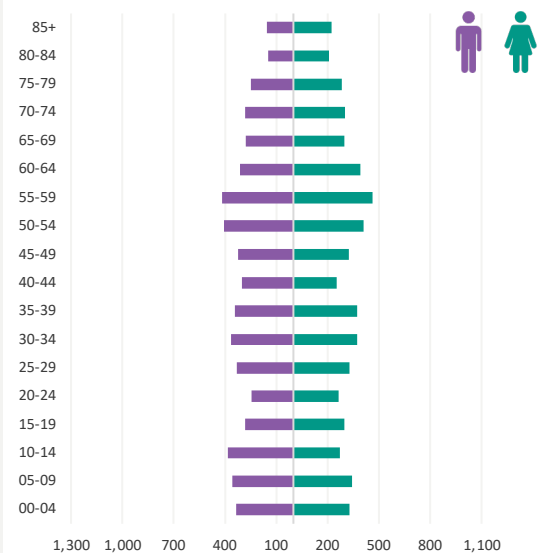
## Male

- Life expectancy (years)
- Vision 2030 (years)



## Female

- Life expectancy (years)
- Vision 2030 (years)



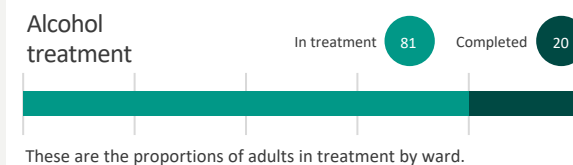
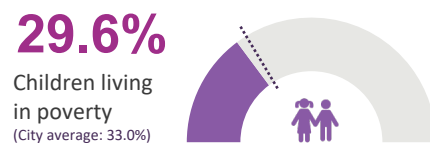
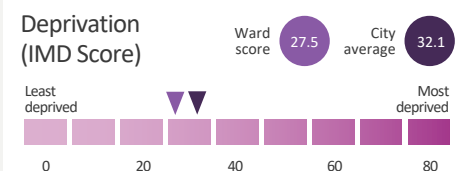
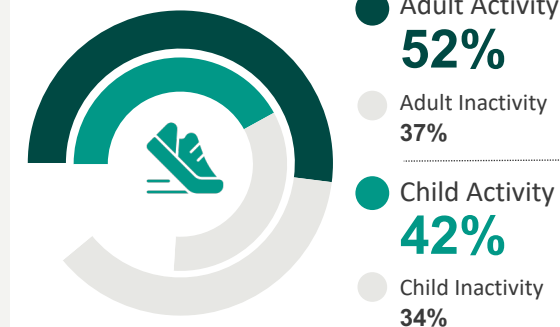
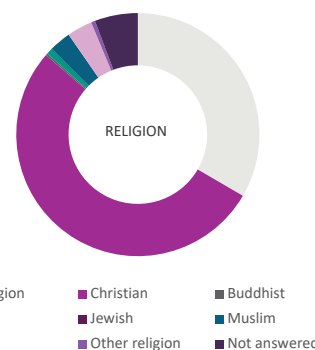
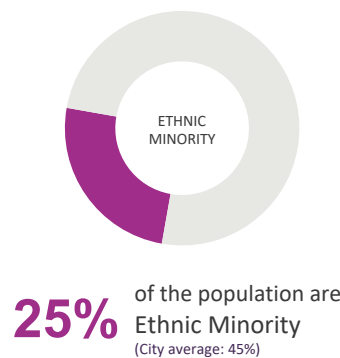
**11,249** Total population



**69%**

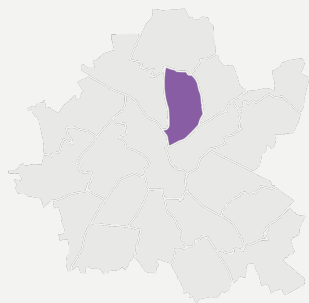
Health check uptake

(669 of 976 eligible residents)



For further information and sources visit: <https://insight.wolverhampton.gov.uk>

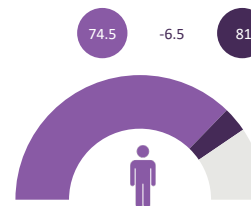
# Your ward at a glance: Bushbury South & Low Hill



Learn more about your ward here

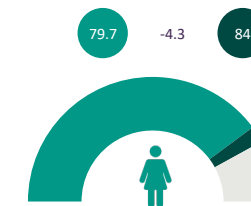
## Male

- Life expectancy (years)
- Vision 2030 (years)



## Female

- Life expectancy (years)
- Vision 2030 (years)



**16,988** Total population

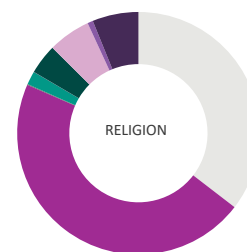


**77%**

Health check uptake  
(941 of 1,228 eligible residents)



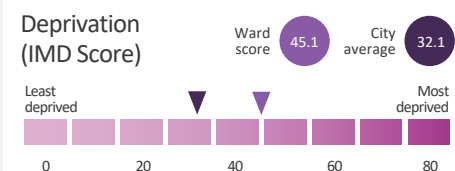
**47%** of the population are Ethnic Minority  
(City average: 45%)



- No religion
- Christian
- Buddhist
- Hindu
- Jewish
- Muslim
- Sikh
- Other religion
- Not answered



- Adult Activity **49%**
- Adult Inactivity 39%
- Child Activity **41%**
- Child Inactivity 35%



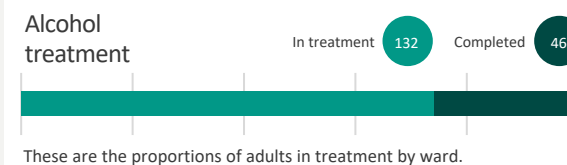
**40.2%**

Children living in poverty  
(City average: 33.0%)



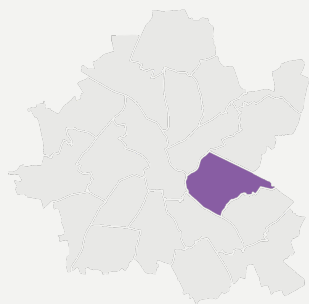
**35.4%**

Households in fuel poverty  
(Count: 2,149)



For further information and sources visit: <https://insight.wolverhampton.gov.uk>

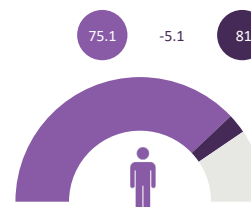
# Your ward at a glance: East Park



Learn more about your ward here

## Male

- Life expectancy (years)
- Vision 2030 (years)



## Female

- Life expectancy (years)
- Vision 2030 (years)



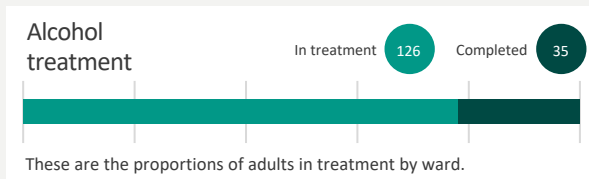
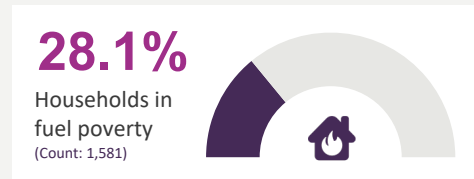
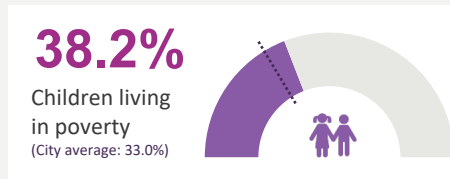
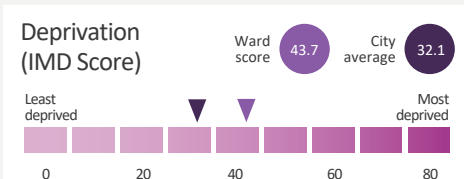
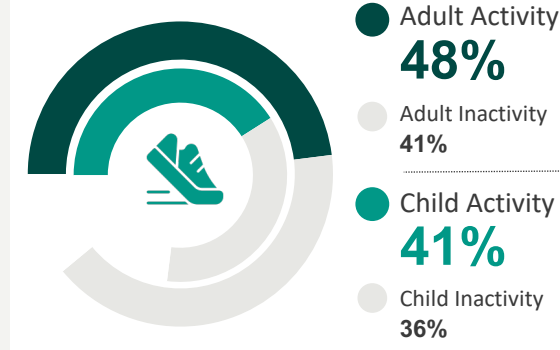
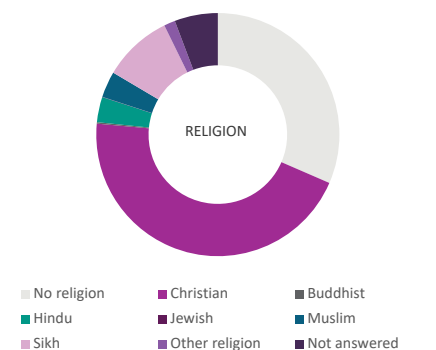
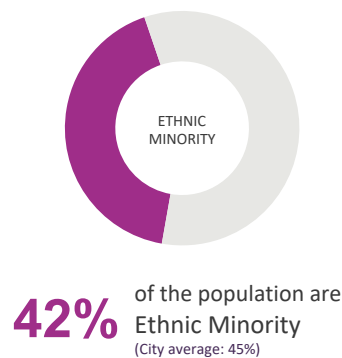
**11,326** Total population



**36%**

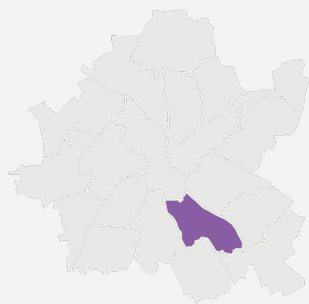
Health check uptake

(410 of 1,125 eligible residents)



For further information and sources visit: <https://insight.wolverhampton.gov.uk>

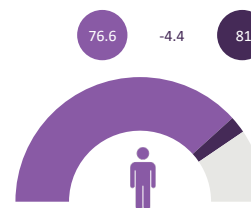
# Your ward at a glance: Ettingshall North



Learn more about your ward here

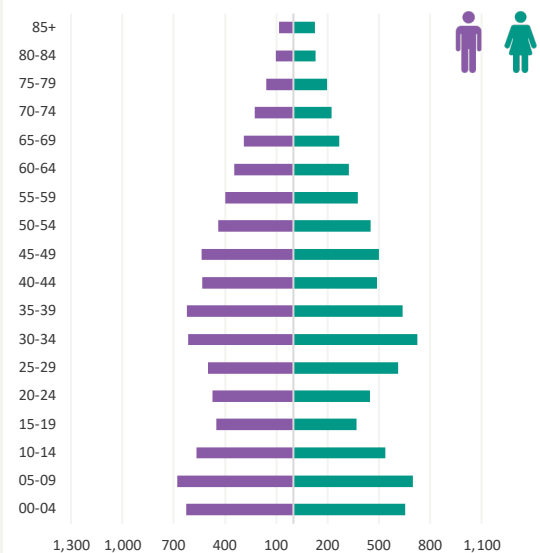
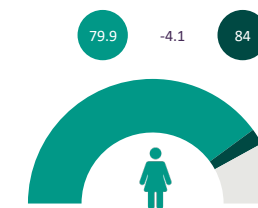
## Male

- Life expectancy (years)
- Vision 2030 (years)



## Female

- Life expectancy (years)
- Vision 2030 (years)



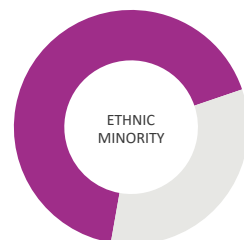
**15,406** Total population



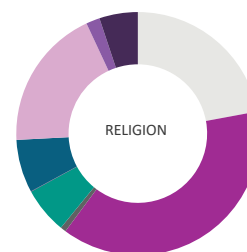
**52%**

Health check uptake

(254 of 486 eligible residents)



**67%** of the population are Ethnic Minority  
(City average: 45%)

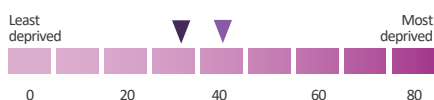


- No religion
- Hindu
- Sikh
- Christian
- Jewish
- Other religion
- Buddhist
- Muslim
- Not answered



- Adult Activity **47%**
- Adult Inactivity **42%**
- Child Activity **40%**
- Child Inactivity **36%**

## Deprivation (IMD Score)



**39.5%**

Children living in poverty  
(City average: 33.0%)



**30.6%**

Households in fuel poverty  
(Count: 2,031)



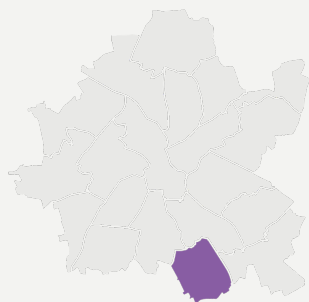
## Alcohol treatment



These are the proportions of adults in treatment by ward.

For further information and sources visit: <https://insight.wolverhampton.gov.uk>

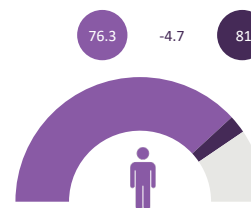
# Your ward at a glance: Ettingshall South & Spring Vale



Learn more about your ward here

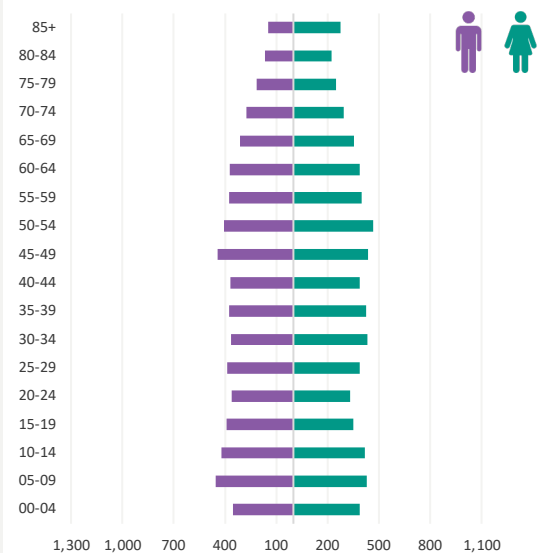
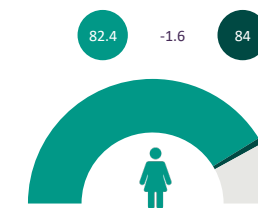
## Male

- Life expectancy (years)
- Vision 2030 (years)



## Female

- Life expectancy (years)
- Vision 2030 (years)

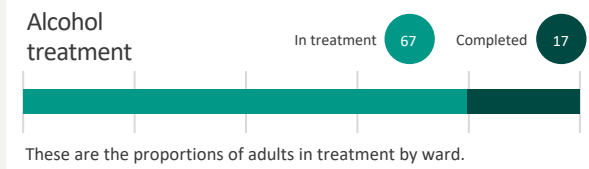
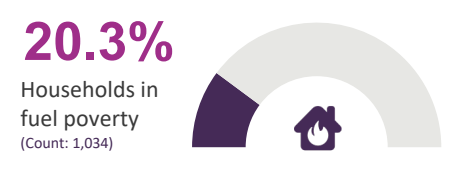
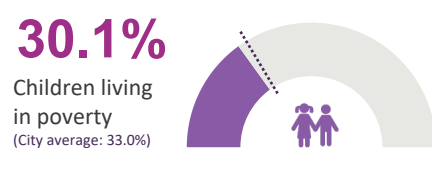
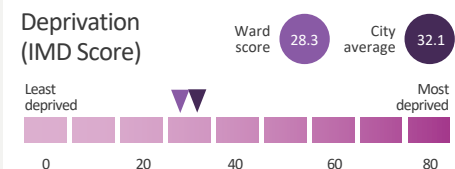
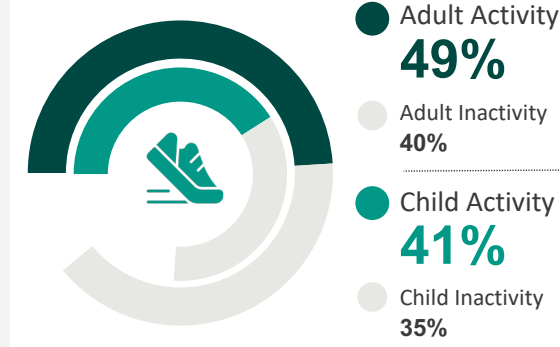
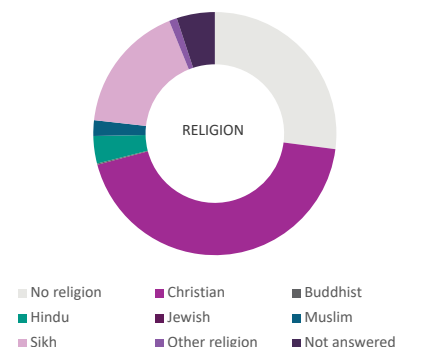
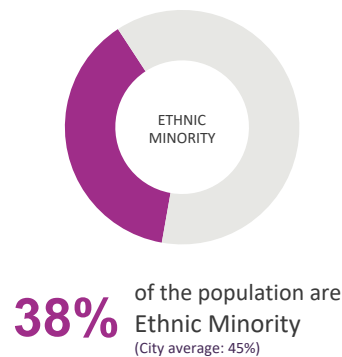


**12,818** Total population



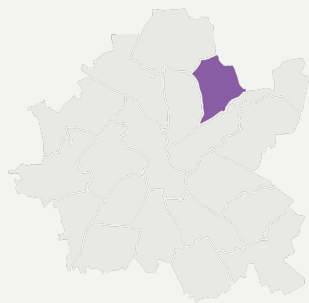
**21%**

Health check uptake  
(235 of 1,103 eligible residents)



For further information and sources visit: <https://insight.wolverhampton.gov.uk>

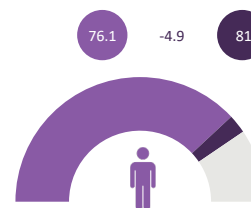
# Your ward at a glance: Fallings Park



Learn more about your ward here

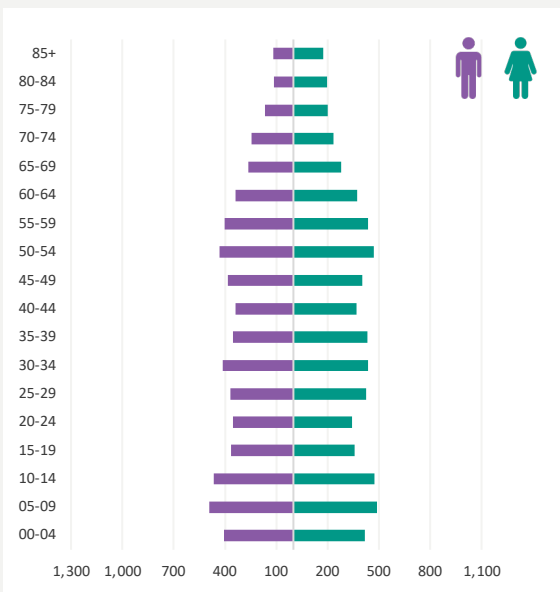
## Male

- Life expectancy (years)
- Vision 2030 (years)



## Female

- Life expectancy (years)
- Vision 2030 (years)



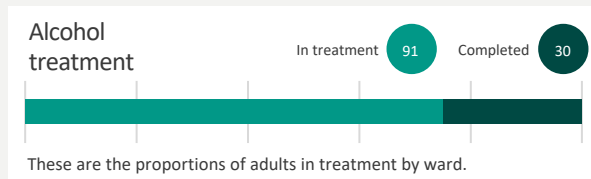
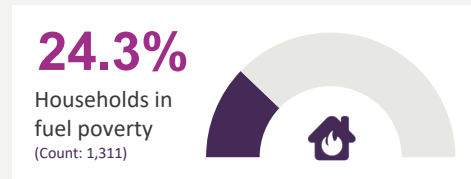
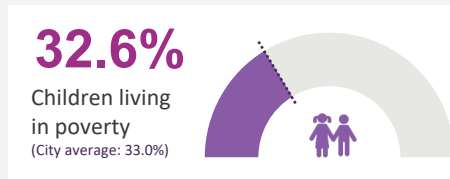
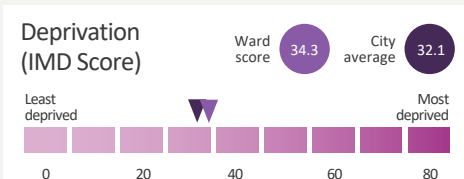
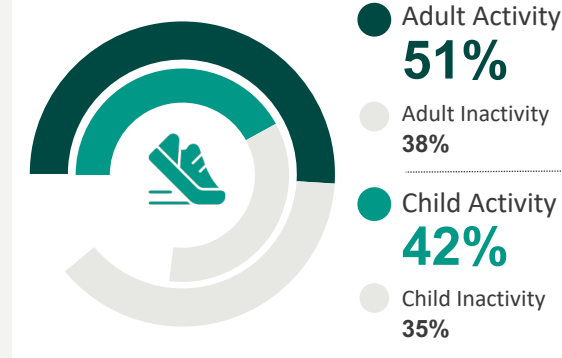
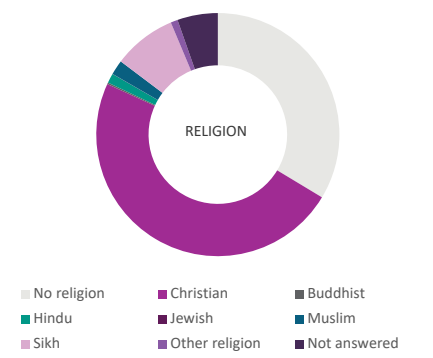
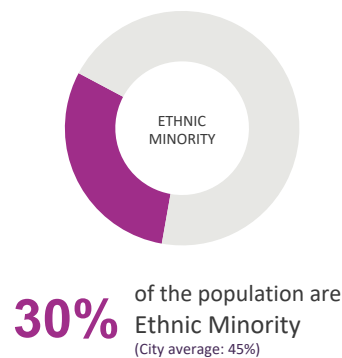
**12,525** Total population



**46%**

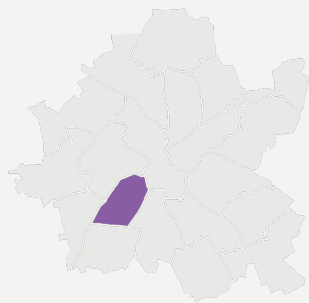
Health check uptake

(554 of 1,209 eligible residents)



For further information and sources visit: <https://insight.wolverhampton.gov.uk>

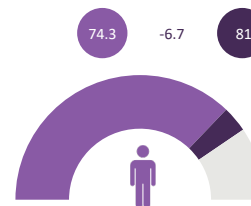
# Your ward at a glance: Graiseley



Learn more about your ward here

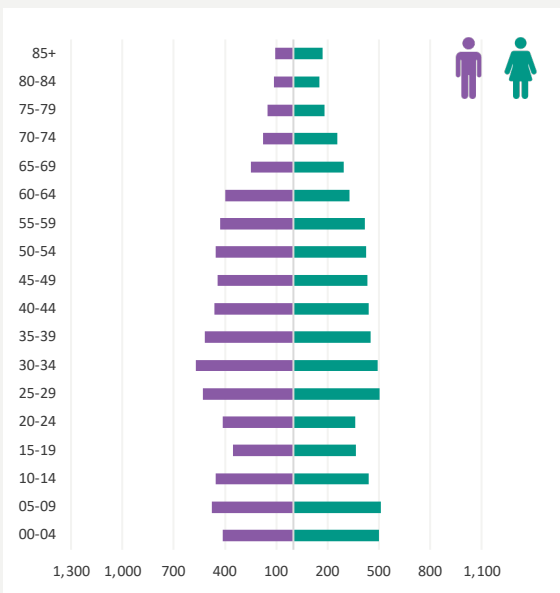
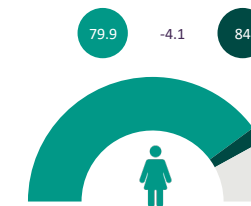
## Male

- Life expectancy (years)
- Vision 2030 (years)



## Female

- Life expectancy (years)
- Vision 2030 (years)

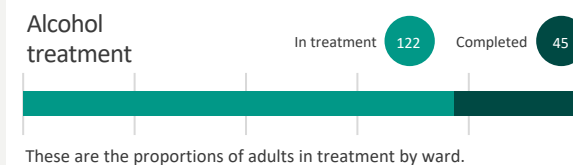
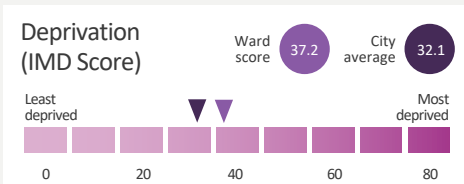
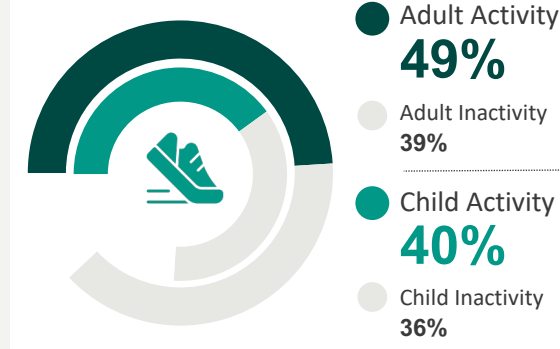
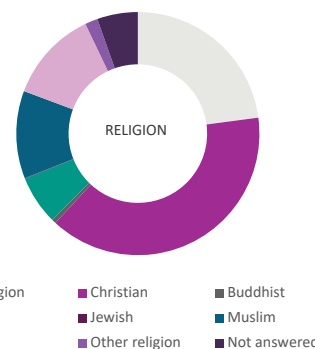
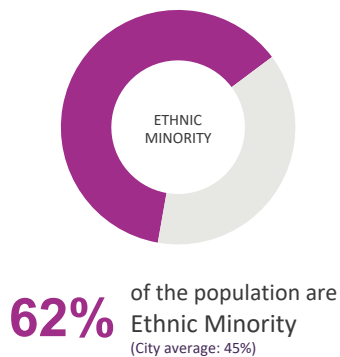


**13,434** Total population



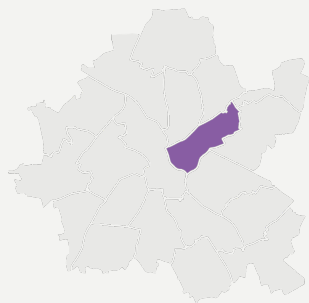
**24%**

Health check uptake  
(258 of 1,054 eligible residents)



For further information and sources visit: <https://insight.wolverhampton.gov.uk>

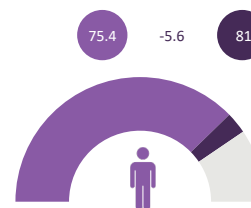
# Your ward at a glance: Heath Town



Learn more about your ward here

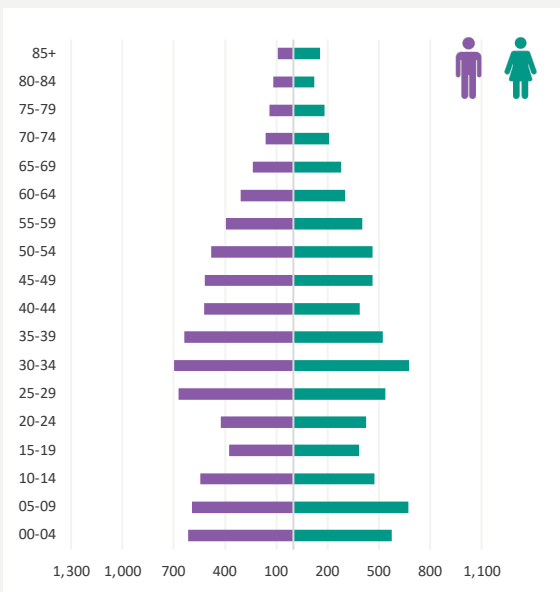
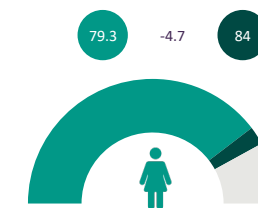
## Male

- Life expectancy (years)
- Vision 2030 (years)



## Female

- Life expectancy (years)
- Vision 2030 (years)



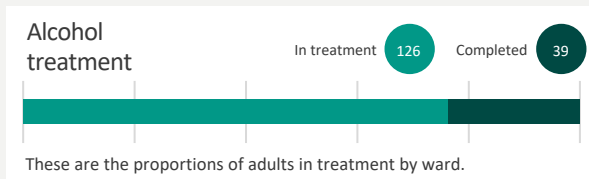
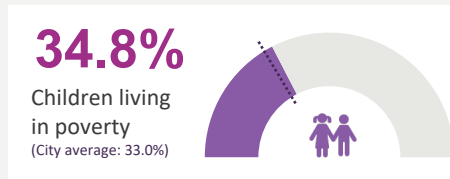
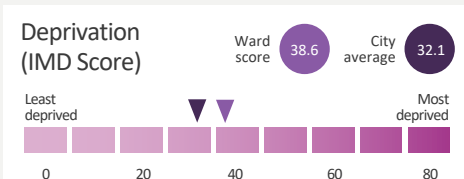
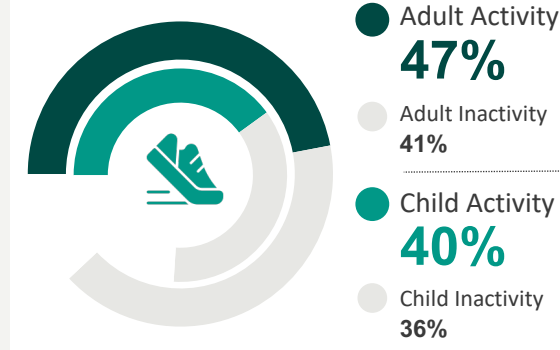
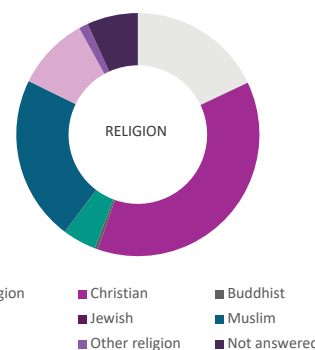
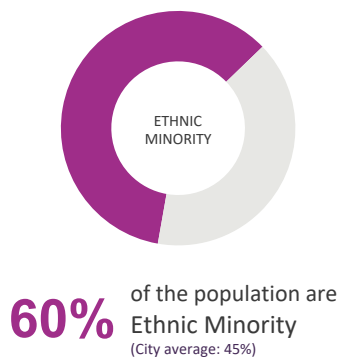
**14,756** Total population



**41%**

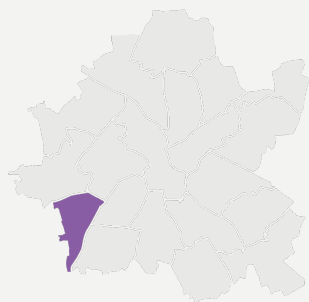
Health check uptake

(297 of 722 eligible residents)



For further information and sources visit: <https://insight.wolverhampton.gov.uk>

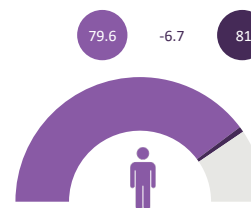
# Your ward at a glance: Merryhill



Learn more about your ward here

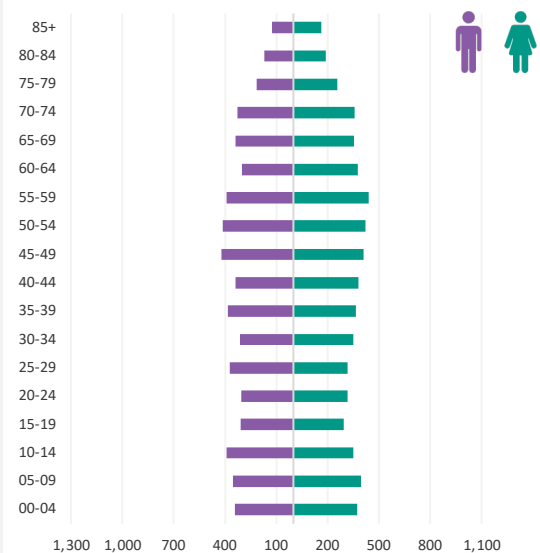
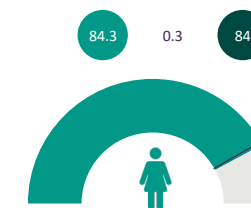
## Male

- Life expectancy (years)
- Vision 2030 (years)



## Female

- Life expectancy (years)
- Vision 2030 (years)



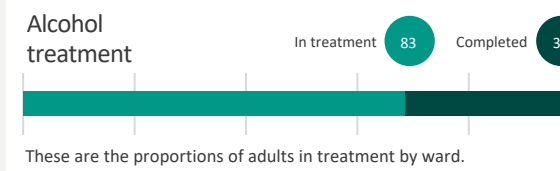
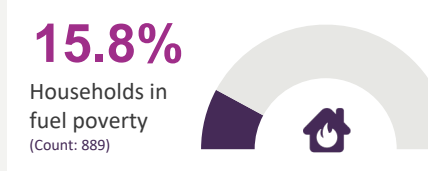
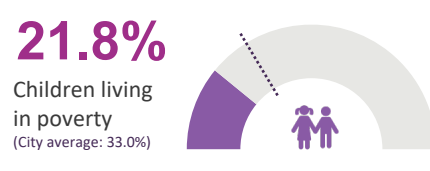
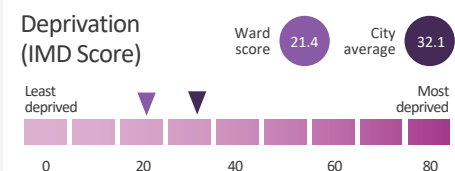
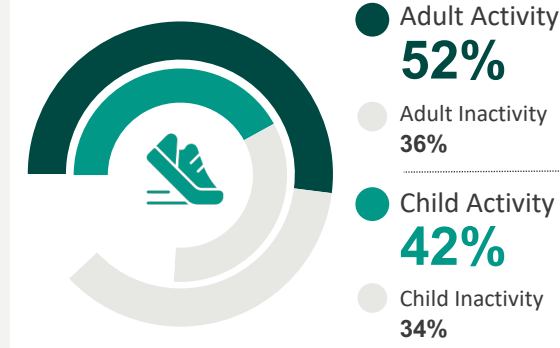
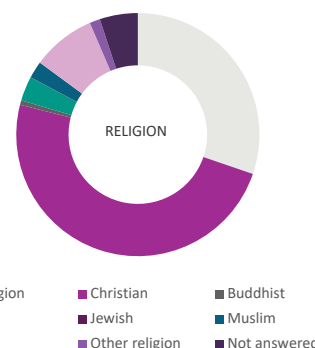
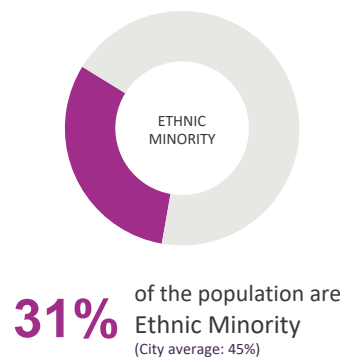
**11,924** Total population



**19%**

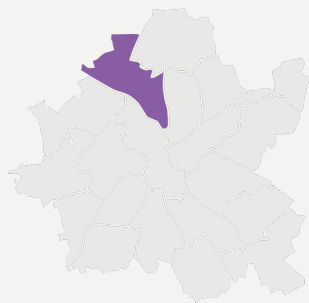
Health check uptake

(207 of 1,103 eligible residents)



For further information and sources visit: <https://insight.wolverhampton.gov.uk>

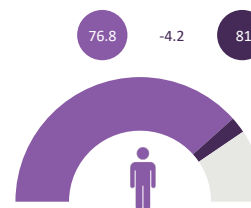
# Your ward at a glance: Oxley



Learn more about your ward here

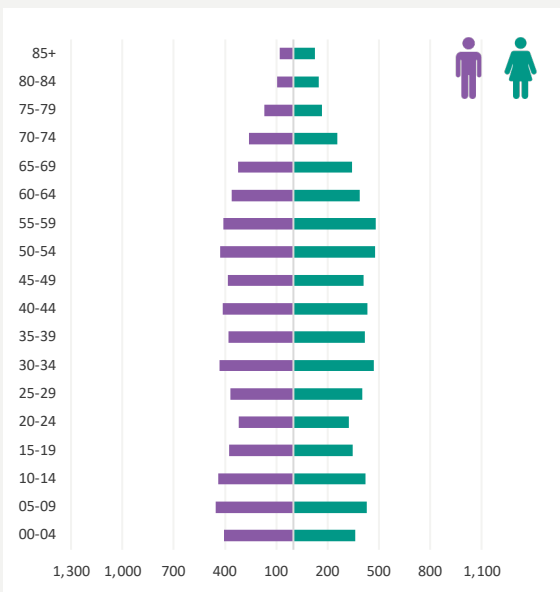
## Male

- Life expectancy (years)
- Vision 2030 (years)



## Female

- Life expectancy (years)
- Vision 2030 (years)



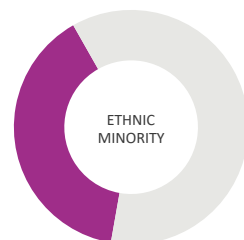
**12,494** Total population



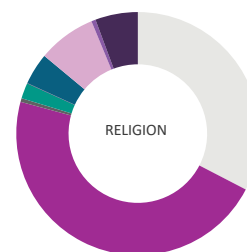
**59%**

Health check uptake

(563 of 962 eligible residents)



**39%** of the population are Ethnic Minority (City average: 45%)

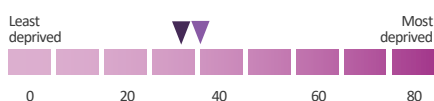


- No religion
- Hindu
- Sikh
- Christian
- Jewish
- Other religion
- Buddhist
- Muslim
- Not answered



- Adult Activity **51%**
- Adult Inactivity **37%**
- Child Activity **41%**
- Child Inactivity **35%**

## Deprivation (IMD Score)



**32.0%**

Children living in poverty (City average: 33.0%)



**18.4%**

Households in fuel poverty (Count: 919)



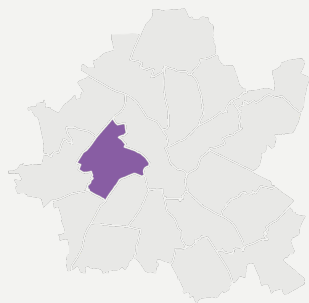
## Alcohol treatment



These are the proportions of adults in treatment by ward.

For further information and sources visit: <https://insight.wolverhampton.gov.uk>

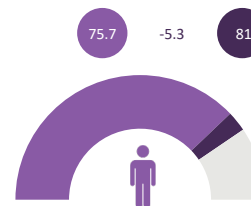
# Your ward at a glance: Park



Learn more about your ward here

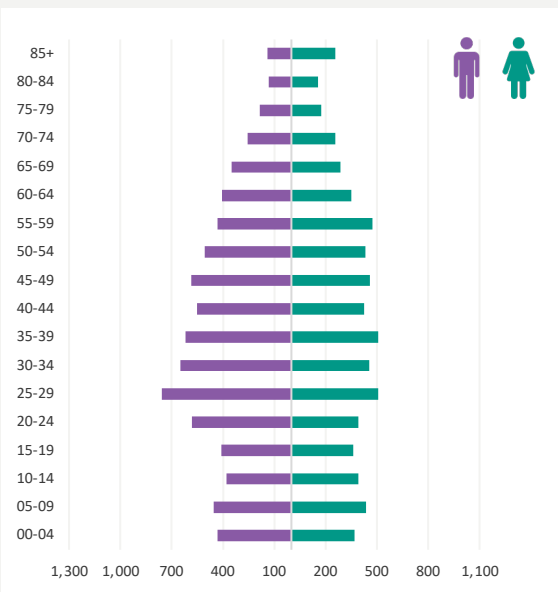
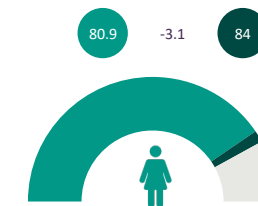
## Male

- Life expectancy (years)
- Vision 2030 (years)



## Female

- Life expectancy (years)
- Vision 2030 (years)



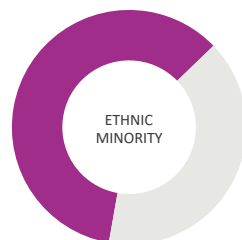
**14,519** Total population



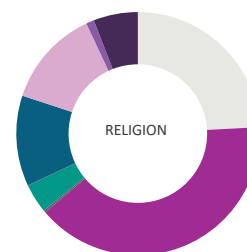
**41%**

Health check uptake

(439 of 1,063 eligible residents)



**60%** of the population are Ethnic Minority  
(City average: 45%)

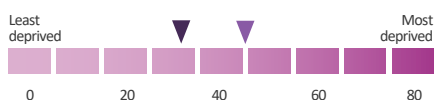


- No religion
- Hindu
- Sikh
- Christian
- Jewish
- Other religion
- Buddhist
- Muslim
- Not answered



- Adult Activity **50%**
- Adult Inactivity **39%**
- Child Activity **41%**
- Child Inactivity **35%**

## Deprivation (IMD Score)



**32.5%**

Children living in poverty  
(City average: 33.0%)



**20.8%**

Households in fuel poverty  
(Count: 1,176)



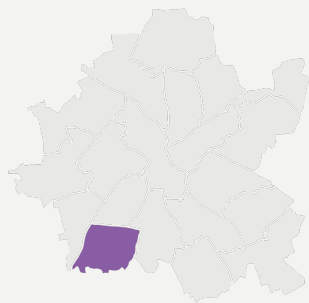
## Alcohol treatment



These are the proportions of adults in treatment by ward.

For further information and sources visit: <https://insight.wolverhampton.gov.uk>

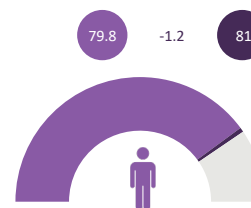
# Your ward at a glance: Penn



Learn more about your ward here

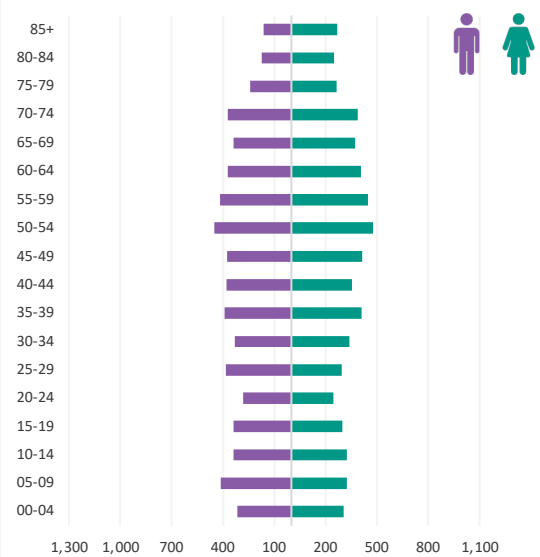
## Male

- Life expectancy (years)
- Vision 2030 (years)



## Female

- Life expectancy (years)
- Vision 2030 (years)

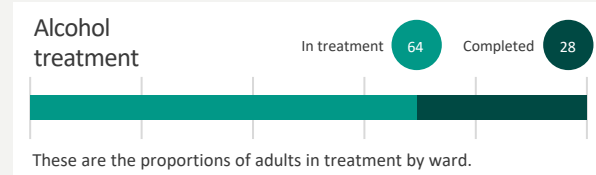
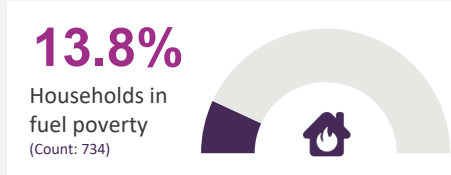
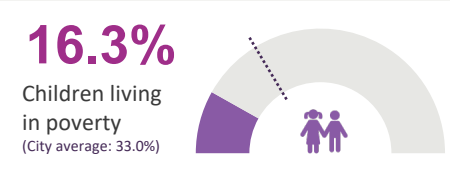
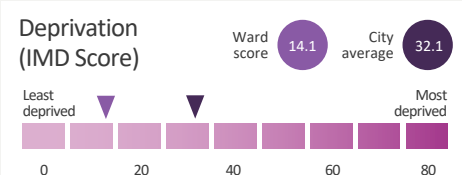
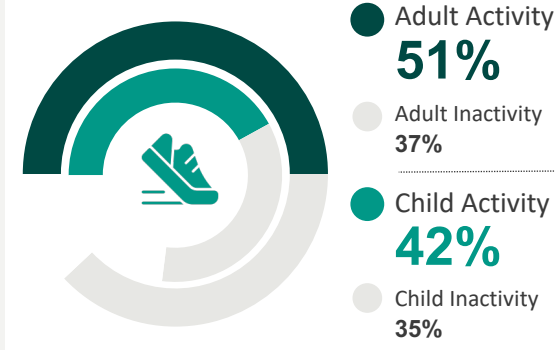
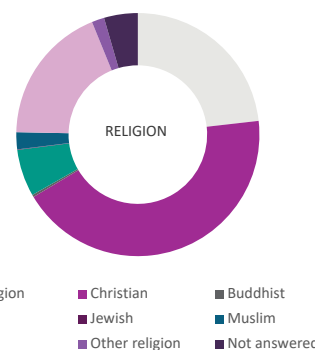
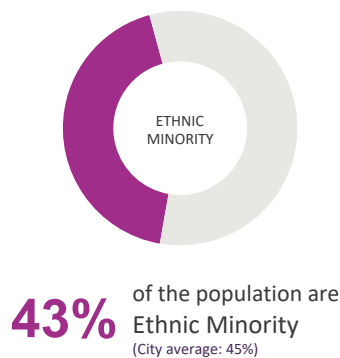


**12,263** Total population



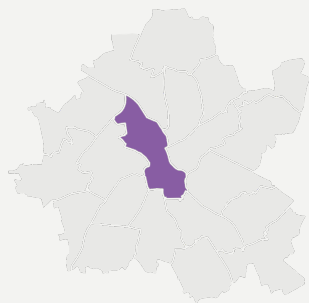
**22%**

Health check uptake  
(260 of 1,165 eligible residents)



For further information and sources visit: <https://insight.wolverhampton.gov.uk>

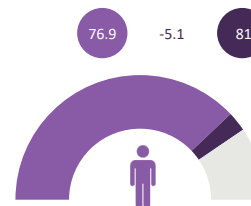
# Your ward at a glance: St Peters



Learn more about your ward here

## Male

- Life expectancy (years)
- Vision 2030 (years)



## Female

- Life expectancy (years)
- Vision 2030 (years)



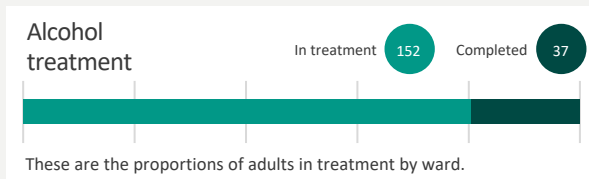
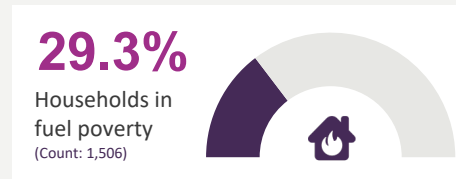
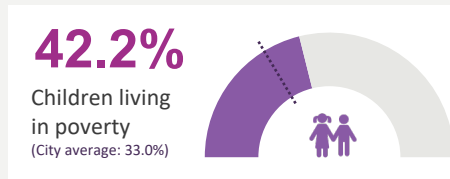
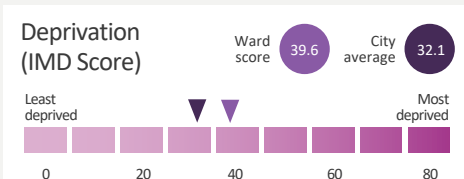
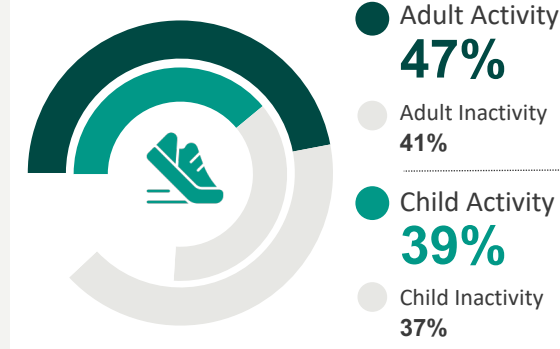
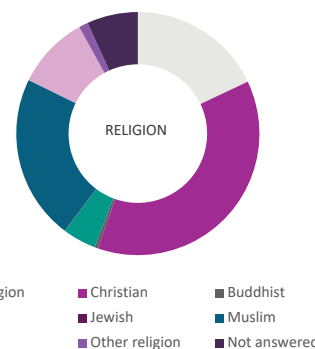
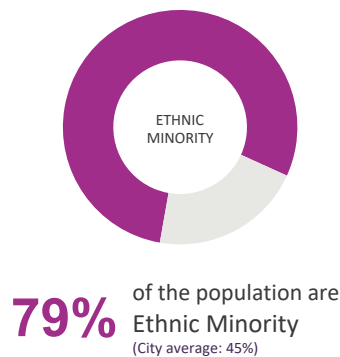
**17,963** Total population



**52%**

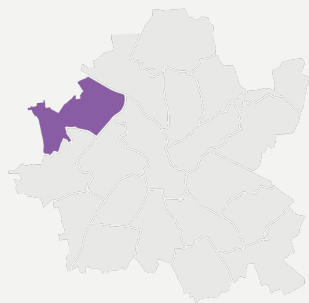
Health check uptake

(527 of 1,004 eligible residents)



For further information and sources visit: <https://insight.wolverhampton.gov.uk>

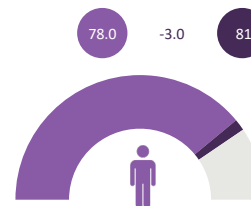
# Your ward at a glance: Tettenhall Regis



Learn more about your ward here

## Male

- Life expectancy (years)
- Vision 2030 (years)



## Female

- Life expectancy (years)
- Vision 2030 (years)



**10,847** Total population

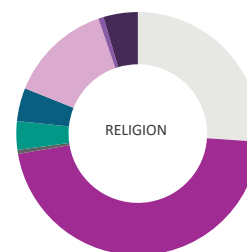


**36%**

Health check uptake  
(364 of 1,007 eligible residents)



**35%** of the population are Ethnic Minority  
(City average: 45%)

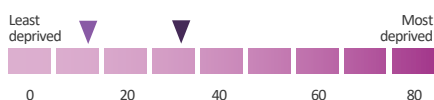


- No religion
- Hindu
- Sikh
- Christian
- Jewish
- Other religion
- Buddhist
- Muslim
- Not answered



- Adult Activity **52%**
- Adult Inactivity 36%
- Child Activity **42%**
- Child Inactivity 35%

## Deprivation (IMD Score)



**16.9%**

Children living in poverty  
(City average: 33.0%)



**12.9%**

Households in fuel poverty  
(Count: 605)



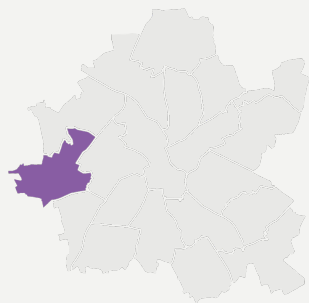
## Alcohol treatment



These are the proportions of adults in treatment by ward.

For further information and sources visit: <https://insight.wolverhampton.gov.uk>

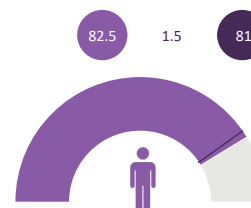
# Your ward at a glance: Tettenhall Whitewick



Learn more about your ward here

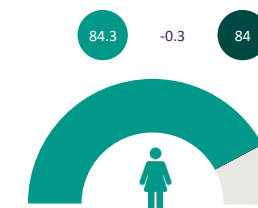
## Male

- Life expectancy (years)
- Vision 2030 (years)



## Female

- Life expectancy (years)
- Vision 2030 (years)

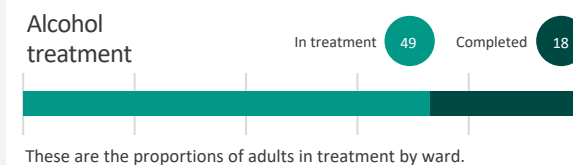
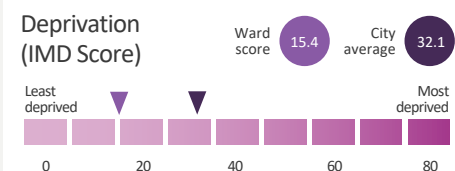
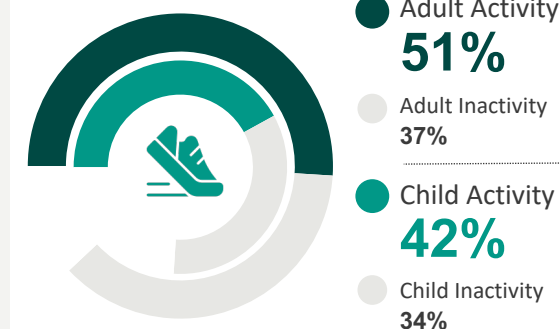
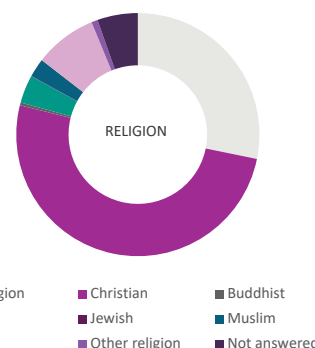
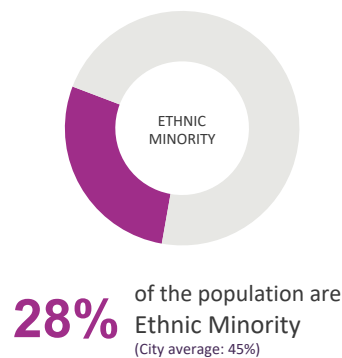


**12,379** Total population



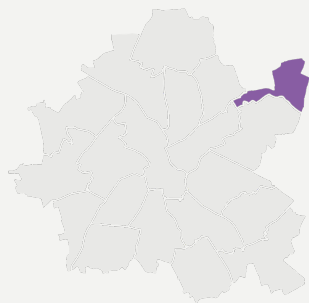
**22%**

Health check uptake  
(250 of 1,142 eligible residents)



For further information and sources visit: <https://insight.wolverhampton.gov.uk>

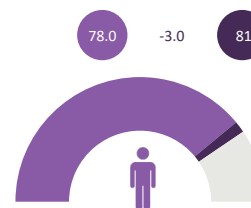
# Your ward at a glance: Wednesfield North



Learn more about your ward here

## Male

- Life expectancy (years)
- Vision 2030 (years)



## Female

- Life expectancy (years)
- Vision 2030 (years)



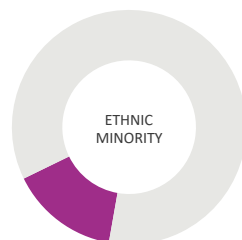
**11,956** Total population



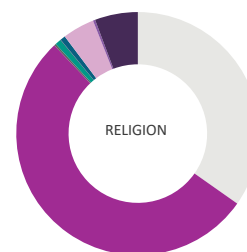
**45%**

Health check uptake

(400 of 883 eligible residents)



**15%** of the population are Ethnic Minority  
(City average: 45%)

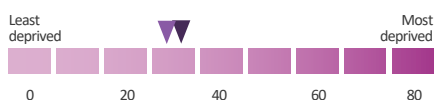


- No religion
- Hindu
- Sikh
- Christian
- Jewish
- Other religion
- Buddhist
- Muslim
- Not answered



- Adult Activity **50%**
- Adult Inactivity **38%**
- Child Activity **42%**
- Child Inactivity **34%**

## Deprivation (IMD Score)



**26.0%**

Children living in poverty  
(City average: 33.0%)



**18.5%**

Households in fuel poverty  
(Count: 943)



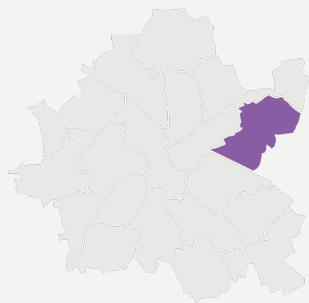
## Alcohol treatment



These are the proportions of adults in treatment by ward.

For further information and sources visit: <https://insight.wolverhampton.gov.uk>

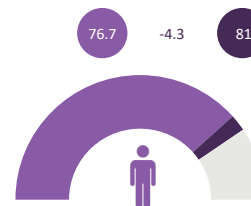
# Your ward at a glance: Wednesfield South



Learn more about your ward here

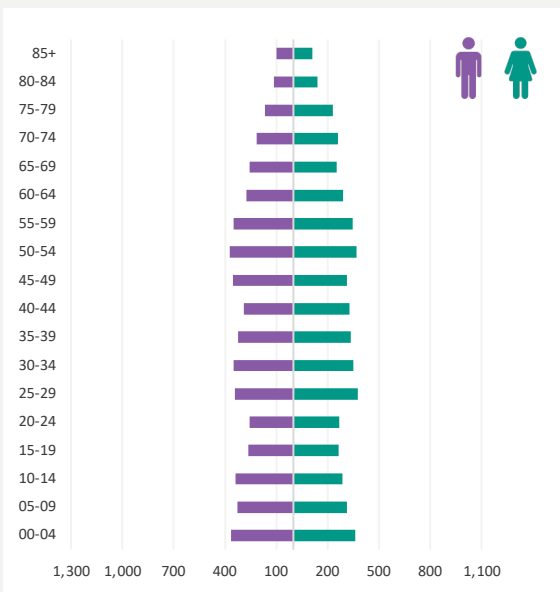
## Male

- Life expectancy (years)
- Vision 2030 (years)



## Female

- Life expectancy (years)
- Vision 2030 (years)



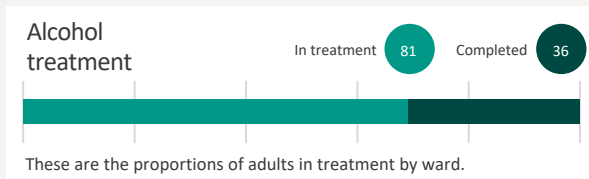
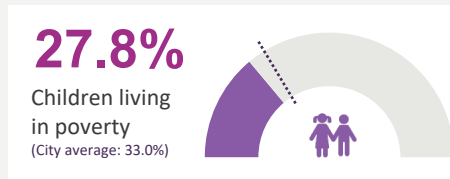
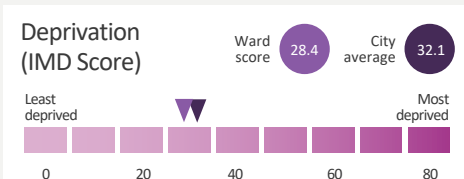
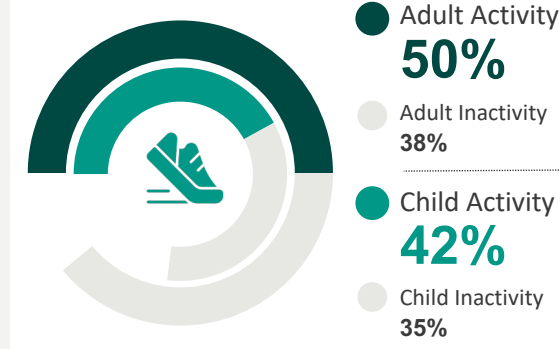
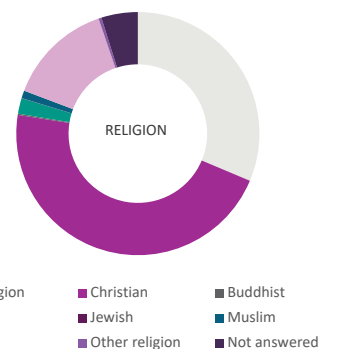
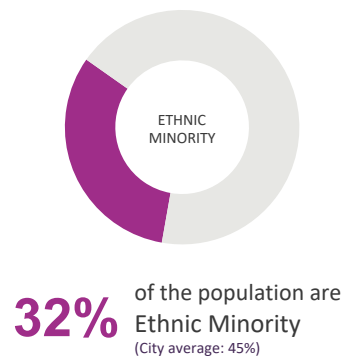
**10,242** Total population



**37%**

Health check uptake

(380 of 1,025 eligible residents)



For further information and sources visit: <https://insight.wolverhampton.gov.uk>

You can get this information in large print, braille, audio or in another language by calling 01902 551155 or emailing [translations@wolverhampton.gov.uk](mailto:translations@wolverhampton.gov.uk)

**wolverhampton.gov.uk** 01902 551155

  [WolverhamptonToday](#)  [Wolverhampton\\_Today](#)  [@WolvesCouncil](#)

City of Wolverhampton Council, Civic Centre, St. Peter's Square, Wolverhampton WV1 1SH